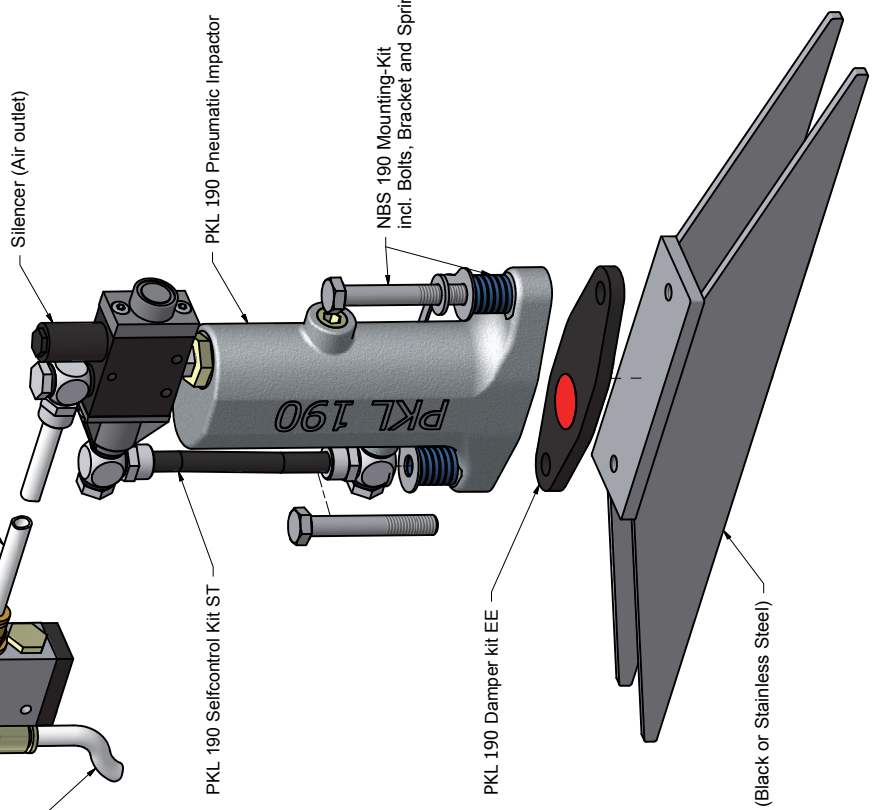
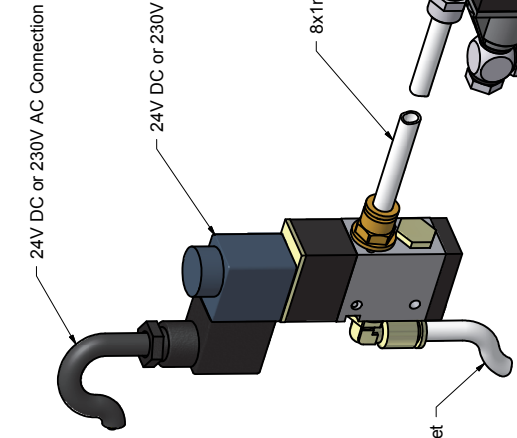
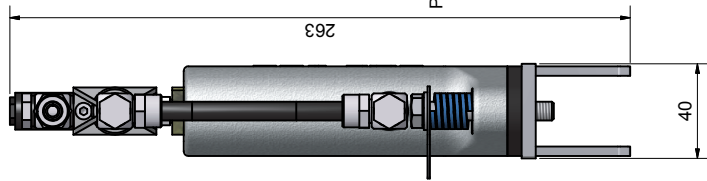
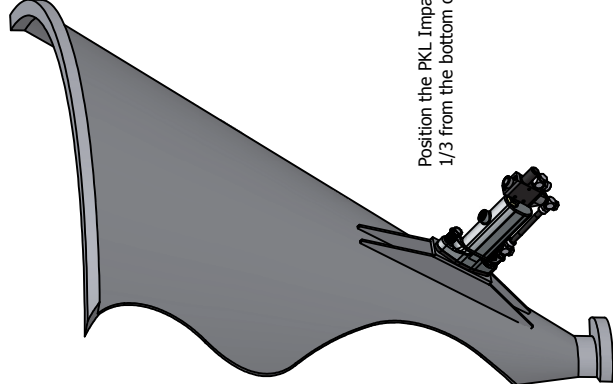
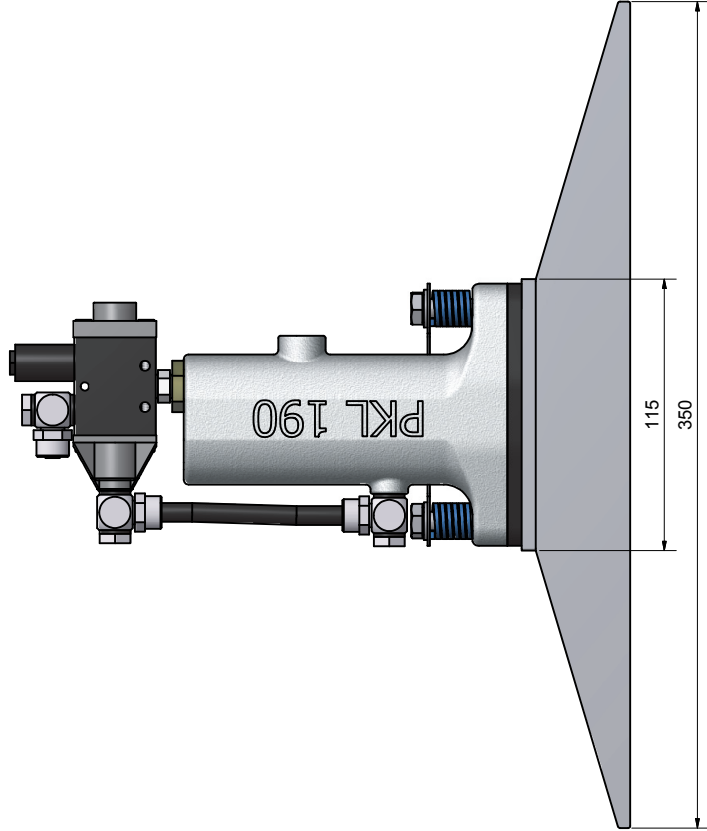




- **Ensure a smooth installation**
- **Better performance**
- **Extended longevity**





Erre: <b>Mounting Sketch Pneumatic Knocker PKL 190</b>		Establishing for: Tegningar:		www.lufteator.dk e-mail: info@lufteator.dk													
BEMERK:		QC		<table border="1"> <tr> <td>Tegnet</td> <td>QC</td> </tr> <tr> <td>Kontroll</td> <td>QC</td> </tr> <tr> <td>Godek</td> <td>QC</td> </tr> <tr> <td>PKL</td> <td>QC</td> </tr> <tr> <td>ASB</td> <td>QC</td> </tr> <tr> <td>PKL</td> <td>QC</td> </tr> </table>		Tegnet	QC	Kontroll	QC	Godek	QC	PKL	QC	ASB	QC	PKL	QC
Tegnet	QC																
Kontroll	QC																
Godek	QC																
PKL	QC																
ASB	QC																
PKL	QC																
PC-lead:		BEMERK:		<b>CVP</b> Copenhagen Vibrator Products A/S Ringstedvej 540 DK-4632 Bjæverskov Tlf. +45 5687 0723 Fax. +45 5687 0713													

# PKL 190 Installation Instructions

## Recommendations for installation and operation of PKL impactors

Follow these advices, and the commissioning will be completely seamless

### Start & stop activation

Always use a solenoid valve for start & stop activation of PKL impactors.

We can on request provide the necessary 3/2 way solenoid valve for activation with compressed air - 24V DC - 230V or manual operation. There should not be more than 15 meters air hose between the solenoid valve and PKL impactors.

### The pressure

PKL impactors must always be operated with the correct set pressure, otherwise it will not start.

On the side of the impactors mounting plate, are stamped a number from 3 to 6 in a ring, which shows how many bar pressure as it should be operated.

The pressure should be set with a locally installed filter regulator, to ensure the correct pressure.

We can on request provide filter regulators.

### Compressed air

Air quality and purity has great influence on PKL impactors function and longevity.

Even if the customer has a good quality air, so we always recommend installing a local filter regulator, as always to ensure correct pressure and filter dirt particles away.

We can on request provide filter regulators.

### Continuous stroke

PKL impactors will by default on delivery, only hit once for each activation.

With ST self-control, the PKL impactors will hit continuously one stroke per second as long as there is air activated.

ST self-control can on request be installed by CVP at delivery, or can easily be installed by the customer later.

### Rubber hammer effect

PKL impactors is by default on delivery, hit its piston of steel against the mounting plate.

With an EE damper kit between the mounting surface and the impactors base plate, achieved the same impact energy as a rubber mallet, and reduce the noise level.

### Air pressure hose

PKL impactors is driven by the energy of compressed air.

The compressed air should always be supplied to the impactors with a ø8 mm. approved compressed air hose.

We can on request provide compressed air hoses in all diameters and lengths.

### Brackets

To prevent damage to the installation site, it is very important to weld a bracket on site. It also ensures a better distribution of the impacts for a larger area.

The bracket mounting surface must be perfectly level to ensure a tight seal for the O-ring underneath the impactors base plate. If the O-ring seal is not completely pressure-tight, then the PKL impactors can not be started.

We can on request provide properly sized welding fittings to suit most applications.

### Maintenance

PKL impactors will eventually be worn, and reduce stroke effect.

Impactors should hit approx. 300,000 hits without problems, or 2-3 years of normal operation.

For every 300,000 strokes or if observed reduced effect, you should replace the designated spare parts, ensuring many years of effective use of interval hammer.

We can provide all assigned spare parts for replacement, or the customer can return the worn PKL impactors to CVP, for the proper replacement and service.

### Lubrication

PKL interval hammer can be operated with dry compressed air.

However it is recommended to lubricate the compressed air moderate, as the PKL impactors contains mechanical moving parts, and that it will extend the longevity for the PKL impactors significantly.

We can on request provide good lubricators and filter regulators

If you have further questions about installation or operation of PKL impactors, please do not hesitate to contact us!



## Air treatment Units

Take full control over adjustment and compressed air quality with modular filter regulator and mist lubrication

Available in many sizes and combinations for all our pneumatic vibrators.



## Solenoid Valve

The best solution for start & stop actuation of pneumatic vibrators

Available in many sizes and combinations for all our pneumatic vibrators



## Springs

Stainless steel compression springs ensure the effective isolation of vibration in machinery and equipment so that only the desired components is vibrated.

Available in many sizes



## Timer Control

For automated activation of vibrators, small and simple time control of vibrators.

Available electric 24V & 230V or pneumatic



## Vibration Damper

With its low build-in height made in rubber, it easily integrated with existing machinery parts, thus providing an effective isolation of vibration.



## Fittings & Tubing

All types and sizes of fittings, tubing, silencers and throttling valves can be supplied for complete solutions.